

### KEY FEATURES

- High power handling: 400 / 80 W program power
- High sensitivity: 92 / 103 dB (1W / 1m) (LF / HF)
- 2" / 1,75" voice coil (LF/HF)
- Common neodymium magnet system design
- Weatherproof paper cone with Santoprene™ surround
- CONEX spider

- Shorting cap for extended response
- Extended controlled displacement:  $X_{max} \pm 5,5$  mm
- 26 mm peak-to-peak excursion before damage
- Polyester HF diaphragm
- Excellent off-axis response
- 70° coverage horn for HF dispersion control



### TECHNICAL SPECIFICATIONS

<b>Nominal diameter</b>	165 mm	6,5 in
<b>Rated impedance</b> (LF/HF)	8 / 8 $\Omega$	
<b>Minimum impedance</b> (LF/HF)	5,4 / 5,0 $\Omega$	
<b>Power capacity</b> <sup>1</sup> (LF/HF)	200 / 40 W <sub>AES</sub>	
<b>Program power</b> <sup>2</sup> (LF/HF)	400 / 80 W	
<b>Sensitivity</b> (LF/HF) <sup>3</sup>	92 dB	1W / 1m @ Z <sub>N</sub>
	103 dB	1W / 1m @ Z <sub>N</sub>
<b>Frequency range</b>	65 - 20.000 Hz	
<b>Recom. HF crossover</b>	2,5 kHz or higher (12 dB/oct min slope)	
<b>Voice coil diameter</b> (LF/HF)	50,8 mm	2 in
	44,4 mm	1,75 in
<b>BI factor</b>	10,5 N/A	
<b>Moving mass</b>	0,016 kg	
<b>Voice coil length</b>	14 mm	
<b>Air gap height</b>	7 mm	
<b>X<sub>damage</sub> (peak to peak)</b>	26 mm	

**Notes:**

<sup>1</sup> The power capacity is determined according to AES2-1984 (r2003) standard.

<sup>2</sup> Program power is defined as power capacity + 3 dB.

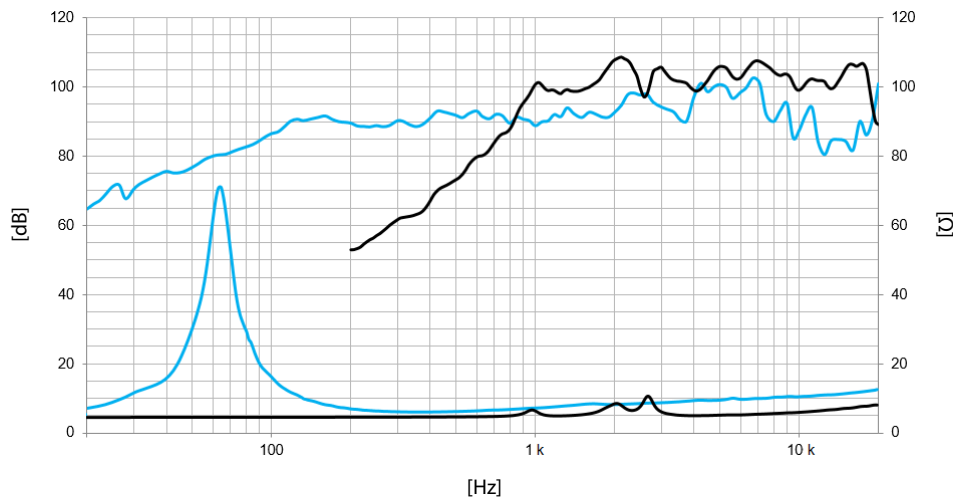
<sup>3</sup> Sensitivity was measured at 1m distance, on axis, with 1W input, averaged in the range 1 - 7 kHz.

<sup>4</sup> T-S parameters are measured after an exercise period using a preconditioning power test. The measurements are carried out with a velocity-current laser transducer and will reflect the long term parameters (once the loudspeaker has been working for a short period of time).

<sup>5</sup> The X<sub>max</sub> is calculated as (L<sub>vc</sub> - H<sub>ag</sub>)/2 + (H<sub>ag</sub>/3,5), where L<sub>vc</sub> is the voice coil length and H<sub>ag</sub> is the air gap height.

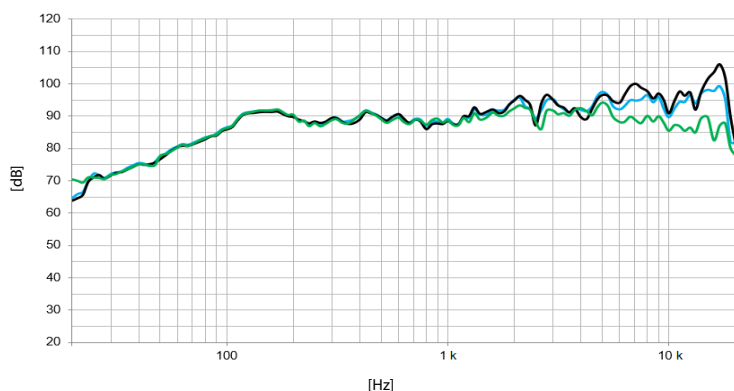
### THIELE-SMALL PARAMETERS<sup>4</sup>

<b>Resonant frequency, f<sub>s</sub></b>	65 Hz
<b>D.C. Voice coil resistance, R<sub>e</sub></b>	5,0 $\Omega$
<b>Mechanical Quality Factor, Q<sub>ms</sub></b>	3,9
<b>Electrical Quality Factor, Q<sub>es</sub></b>	0,29
<b>Total Quality Factor, Q<sub>ts</sub></b>	0,27
<b>Equivalent Air Volume to C<sub>ms</sub>, V<sub>as</sub></b>	9,4 l
<b>Mechanical Compliance, C<sub>ms</sub></b>	366 $\mu$ m / N
<b>Mechanical Resistance, R<sub>ms</sub></b>	1,7 kg / s
<b>Efficiency, <math>\eta_0</math></b>	0,9 %
<b>Effective Surface Area, S<sub>d</sub></b>	0,0135 m <sup>2</sup>
<b>Maximum Displacement, X<sub>max</sub><sup>5</sup></b>	5,5 mm
<b>Displacement Volume, V<sub>d</sub></b>	69 cm <sup>3</sup>
<b>Voice Coil Inductance, L<sub>e</sub></b>	0,24 mH



Note: Frequency response measured with loudspeaker standing on infinite baffle in anechoic chamber, 1W @ 1m

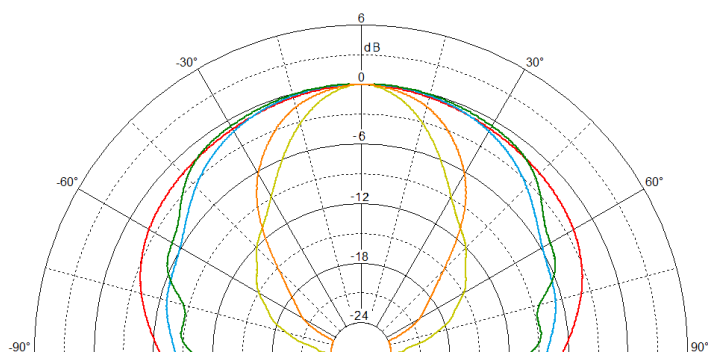
### FILTERED FREQUENCY RESPONSE



— 0 degrees    — 35 degrees    — 70 degrees

Note: Filtered frequency response measured with loudspeaker standing on infinite baffle in anechoic chamber, 1W @ 1m using filter FD-2CX

### POLAR PATTERN



— 1 kHz    — 2 kHz    — 4 kHz    — 8 kHz    — 16 kHz

### MOUNTING INFORMATION

Overall diameter	188 mm	7,4 in
Bolt circle diameter	172 mm	6,8 in
Baffle cutout diameter:		
- Front mount	145 mm	5,7 in
Depth	104 mm	4,1 in
Volume displaced by driver	0,55 l	0,02 ft <sup>3</sup>
Net weight	2,0 kg	4,4 lb
Shipping weight	2,2 kg	4,9 lb

### DIMENSION DRAWING

